

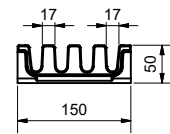
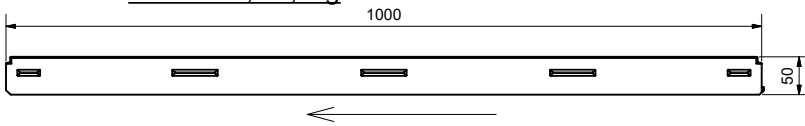
data sheet:

# FILCOTEN parkline 150 BH50 SW17

Rinnen/Channel:

FILCOTEN parkline 150 BH50 SW17


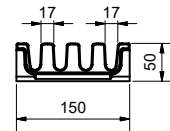
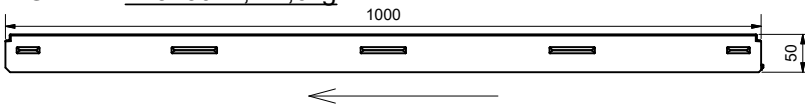
BG code: 12515001; 11,9kg



FILCOTEN parkline 150 BH50 SW17 mit Ablauf /

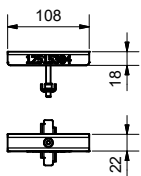
FILCOTEN parkline 150 BH50 SW17 with outlet

BG code: 12515071; 11,6kg



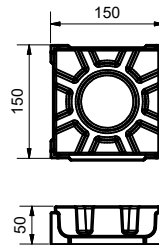
Ablaufabdeckung / Outlet cover:

BG code: E 12515384; 0,04kg



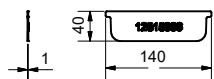
Kreuzungs-Eckelement / Crossing-corner element:

BG code 12515081; 1,8kg



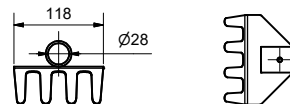
Stirn-/ Endplatte / End cap:

BG code: E 12515386; 0,04kg



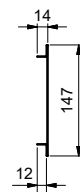
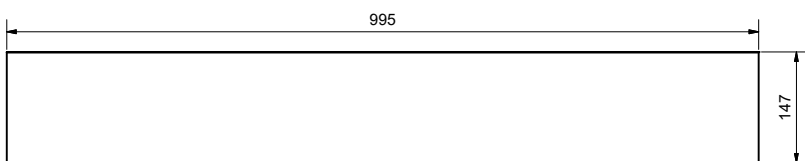
Reinigungsrechen / Cleaning rake:

BG code: E 12515391; 0,22kg



Bauzeitabdeckung / Construction time barrier:

BG code: V 12515292; 1,28kg



Legende / explanation:	
V:	verzinkter Stahl / galvanized steel
E:	Edelstahl / stainless steel
G:	Gußeisen / ductil iron
H:	Holz / wood